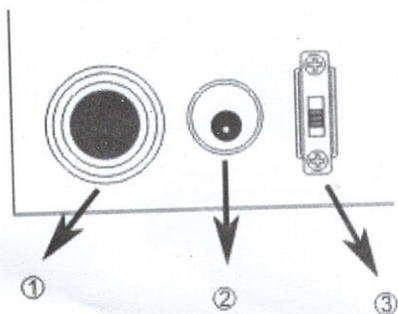


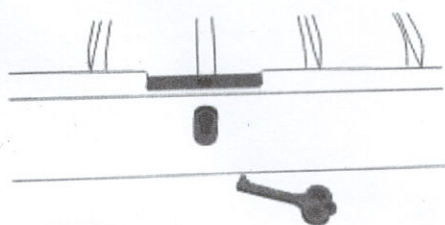
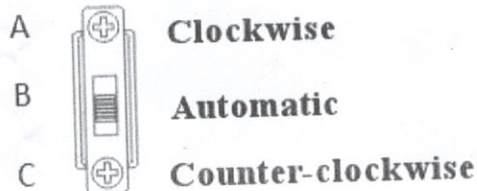
Automatic Watch Winder



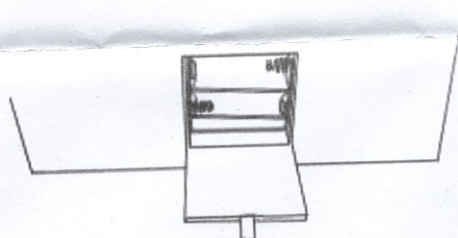
① Main power switch

② Adaptor inlet

③ Rotation mode selector



Brass Lock and key for safety



Battery cabinet in the bottom

Use 2 x **C** Batteries

Three Rotation Modes

Mode A (Clockwise): Switch to the upper position
The turning plates will rotate clockwise for 6 minutes and then pause for 30 minutes. (repeat).

Mode B (Automatic): Switch to the middle position
The turning plates will rotate counter-clockwise for 20 minutes and then pause for 10 minutes; winds clockwise for 20 minutes and then pause for 10 minutes. (repeat).

Mode C (Counter-clockwise): Switch to the bottom position
The turning plates will rotate counter-clockwise for 6 minutes and then pause for 30 minutes. (repeat).

Operation:

1. Turn on the main switch in the back of the winder.
2. Choose the rotation mode by pressing the mode selector in the back of the machine, and then the machine should run in the way as the selected mode described above.

How to lock the box: Close the lid, insert the key into the hole properly, and turn the key clockwise until you can not turn, then turn the key counter-clockwise until you can not do.